



DVD Graphic Standards Manual

(November, 1999)

DVD Graphic Standards Manual

Contents

1. Introduction
2. The DVD Logos
3. Using the DVD Logos
 - a) Dimensions
 - b) Size
 - c) Color
 - d) Place for display
 - e) Display of trademark
 - f) Usage of New Application Logos type-A, type-B
 - g) Usage of General Logo
 - h) Other remarks
4. The Marks
5. Using the Marks
6. Incorrect usage
7. Clean Proof
8. References

1. Introduction

- a) This manual explains correct use of the DVD Logo under licenses granted by Toshiba Corporation as the licensing agent, under the **FORMAT AND LOGO LICENSE AGREEMENT**.
- b) Use of the DVD Logo is recommended. When used, it must comply with the specifications described in the DVD Graphic Standards Manual.
- c) From the standpoint of trademark registration and maintenance, Current Application Logo which consists of letters DVD and a disc-shaped figure with the name of DVD standard written inside should be replaced by New Application Logo type-A for single DVD format and multiple DVD formats, or by New Application Logo type-B for multiple DVD formats, as soon as practically possible (at latest, New Application Logo should be used for any model which will be newly introduced into the market after May,2001).
(Refer to the next page for Logo)

2. The DVD Logos

- a) DVD Logo means New Application Logos type-A), type-B), the General Logo, as defined in the attached table 1 (and the Current Application Logo in Appendix).

3. Using the DVD Logos

a) Dimensions

- i) The DVD Logo should be enlarged or reduced from the clean proof, or from the digital data optionally supplied on a floppy disc, in order to retain its integrity.

b) Size

- i) The size of the DVD Logo on discs, players, drives, etc. is at licensee's discretion, as long as it is perceptible.

c) Color

- i) The DVD Logo may be in any single color, but must be clearly visible against the background.

d) Place for display

- i) When used, the DVD Logo must be visibly displayed on discs, players, drives, etc.










e) Display of trademark

- i) TM should be displayed on the right side, below the disc-shaped figure of the DVD Logo.
- ii) Licensees must state in all printed materials, such as catalogs, owner manuals, etc., that the DVD Logo is a trademark, in case display of TM, as mentioned above, is difficult due to space limitations.

f) Usage of New Application Logos type-A, type-B (and Current Application Logo)



- i) Current Application Logo consists of the letters *DVD*, a disc-shaped figure, and the name of the DVD standard, which appears inside the disc-shaped figure.
- ii) New Application Logo type-A consists of the letters of *DVD*, a disc-shaped figure, and the name of the DVD standard, which appears below the disc-shaped figure.
- iii) New Application Logo type-B consists of the letters of *DVD*, a disc-shaped figure, and the names of the DVD multiple standards, which appear below the disc-shaped figure or right-hand side of the disc-shaped figure. This type of Logo should be used to show that the product bearing this type of logo complies with multiple DVD formats.




[Note]



Type of Logo	Example of Logo	
	Single format	Multiple formats
Current Application Logo		 
New Application Logo type-A		 
New Application Logo type-B	_____	 or  or 

- iv) New Application Logos type-A, type-B (and Current Application Logo) are used to show that the product complies with the DVD standard incorporated into the logo design. New Application Logo type-A or New Application Logo type-B (or Current Application Logo) should be used for individual products and to promote individual products. The General Logo must not be used for these purposes.
- v) Licensee has discretion in selecting either of New Application Logo type-A or New Application Logo type-B for displaying multiple DVD formats. However, mixing of both logos on the same product must be avoided.
- vi) It is also the licensee's discretion to select a logo among the three kinds for displaying the names of DVD standards for New Application Logo type-B. However, one kind of logo should be used on the same product.
- vii) Disc complying with more than one DVD standard should, in principle, show the logo for each standard.

<Example>
 When both PC and DVD-VIDEO contents are recorded on a DVD-ROM Disc, both the DVD-ROM Logo and DVD-VIDEO Logo should be displayed.

or  or  or 

(or  )

- viii) When a player or a drive complies with multiple DVD standards,
- a) as for the New Application Logo type-A, the licensee has the discretion to decide whether or not to display all the related logos, and may display only the logo(s) that emphasize(s) the licensee's manufacturing and sales policy
However, display of all logos is recommended in case where the product complies with multiple DVD standards.
 - b) as for the New Application Logo type-B, the licensee has the discretion to decide whether or not to display all names of the related DVD standards, and may display only the name(s) of standard(s) that emphasize(s) the licensee's manufacturing and sales policy. However, display of all names of standards is recommended in case where the product complies with multiple DVD standards.
- ix) The order of display of multiple logos or names of DVD standards is at the licensee's discretion.

g) Usage of General Logo

- i) The General Logo consists of the letters *DVD* and the disc-shaped figure.
- ii) The General Logo is used only to refer to or display the DVD standard in general, and must not be used in connection with individual products. An example of usage would be display by a dealer handling several DVD products.

The General Logo usage must observe the following principles.

Acceptable use of General Logo

- ① For decorative purpose at exhibitions or expositions where several DVD products complying with different DVD standards are displayed.
- ② In general catalogs covering several DVD products.

Unacceptable use of General Logo

- ① In catalogs of individual DVD product.
- ② On a product or its packaging.

- iii) If neither of the Application Logos can be displayed as shown in the attached table 3, due to space limitations, the General Logo may be displayed, with the name of DVD standard shown on the right side as follows.

Acceptable display of General Logo on a product.

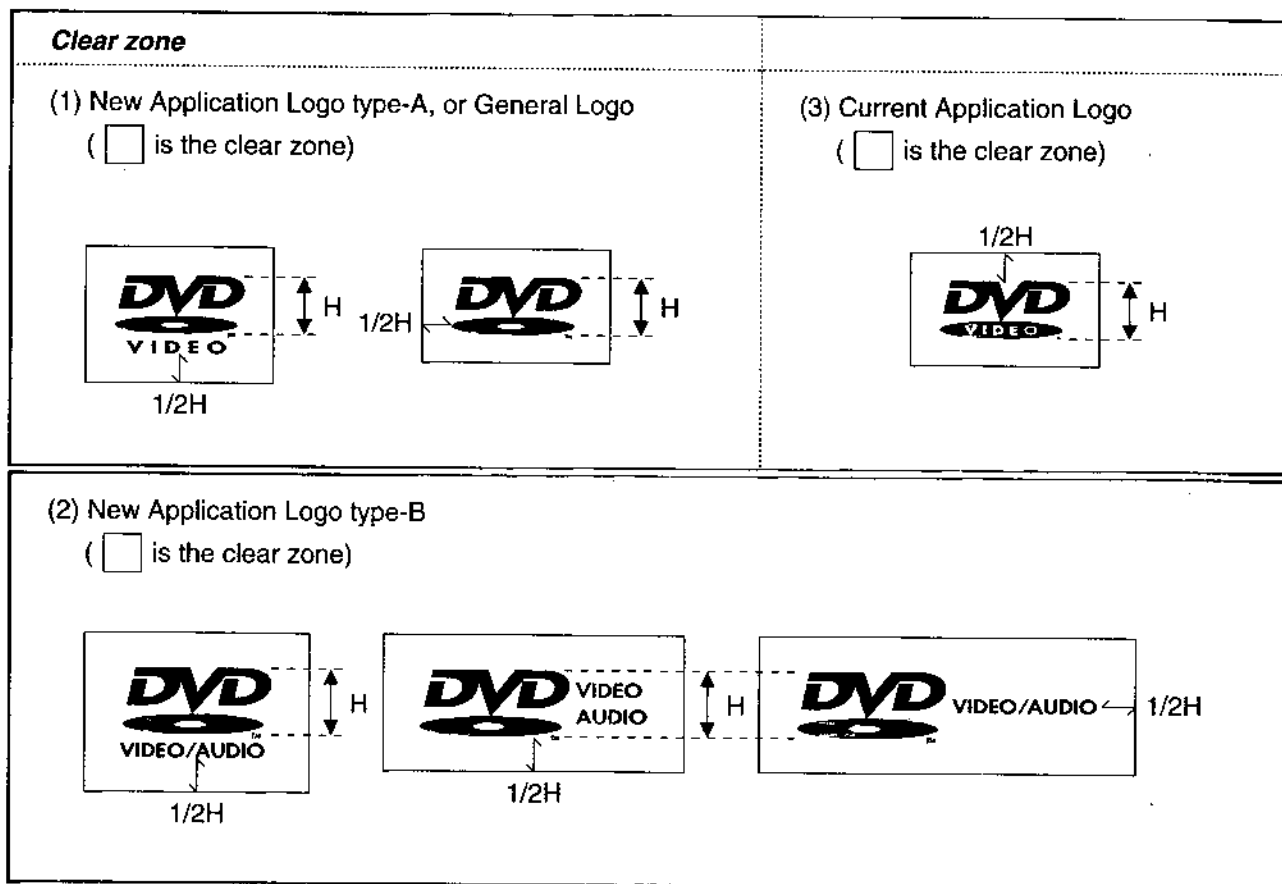
If (1) is not possible, (2) is allowed.



When a logo is displayed at the "Label location" defined in the "DVD Specifications for Read-Only Discs, Part1 Physical Specifications", the General Logo alone may be displayed, if case 2) is also not possible.

h) Other remarks

- i) No unrelated letters, figures or characters should be written within the DVD Logo.
- ii) When the DVD Logo is used with other logos, letters, figures, etc., sufficient space should separate them, to avoid any misperception that they are part of the DVD Logo.
For example, an expression which is not the name of a DVD standard must not be displayed so close to the DVD Logo as to cause consumers to assume it is a kind of DVD standard. The exceptions to this are the Marks defined in paragraph 4 below.
- iii) The "sufficient space" mentioned in ii) above is defined as a Clear Zone around the logo equal to half the height of the General Logo for New Application Logos type-A, type-B and the General Logo itself and as equal to half the height of the logo on all sides in the case of Current Application Logo, as shown below.

**4. The Marks**

- a) Mark means R3.9, R4.7, RAM4.7, and with VIDEO, as defined in the attached table 2.









5. Using the Marks**a) Shape, Size, Color, Positioning**

- i) While the shape, size, color and positioning of the Mark is at the licensee's discretion, display according to the attached table 3 is recommended regarding New Application Logo type-A (and Current Application Logo).
- ii) Regarding New Application Logo type-B, the shape, size, color and positioning of the Mark is at the licensee's discretion

b) Usage of Mark

- i) On discs, the Mark should be displayed with the DVD Logo in order to show the name and version of the DVD standard with which the disc complies (Mark: R3.9, R4.7, RAM4.7, respectively), and to show that video content produced in accordance with the DVD-AUDIO standard is recorded to the disc along with the audio content (Mark: with VIDEO).
- ii) Display of Mark on a player or drive is at licensee's discretion. However, at the least, what kinds of discs are playable on the player or the drive must be clarified by marking and explained in such printed materials as catalog and owner manuals.

6. Incorrect usage

- a) The DVD Logo must not be displayed in the manner stated below.
 - i) The letters *DVD* and the disc-shaped figure are in different colors.
 
 - ii) The coloring of the letters *DVD* and the disc-shaped figure are reversed; one is a "negative" of the other.
 
 - iii) New Application Logo type-A (or Current Application Logo) with letter(s) other than the name of a DVD standard inside or outside the disc-shaped figure (for example, display of PHOTO).
 
 - iv) New Application Logos type-A or type-B , with the letters *DVD*, and the disc-shaped figure and its accompanying name(s) of the DVD standard(s) in different colors.
 
 - v) Shading is added to the DVD Logo
 
 - vi) The General Logo is used on a product or its packaging.
 
 - vii) Only part of the logo is displayed (for example, only the letters *DVD* are displayed)
 
 - viii) Letter(s) other than the name(s) of DVD format(s) is displayed with name(s) of DVD format(s) when new Application Logo type-B is used (for example, VIDEO/CD-ROM).
 

- b) All inquiries concerning display of the DVD Logo and Mark should be addressed to the DVD Logo licensing agent named in paragraph 8.

7. Clean Proof

- a) The clean proof attached or digital data optionally supplied (file format: Mac "Illustrator") must be used in order to retain the integrity of DVD's visual identity.
- b) Regarding the New Application Logo type-B, the clean proof is prepared for several combinations of DVD standards which are supposed to be commonly used among many manufacturers. The clean proof for any other combination of DVD standards should be made and supplied at the cost, according to the licensee's requirement.

8. References

- a) Any inquiries regarding DVD Logo licensing and this DVD Graphic Standards Manual should be addressed to agent responsible for DVD Logo licensing.






Licensing Agent :



LICENSING OPERATIONS GROUP
STRATEGIC PARTNERSHIP & LICENSING DIVISION
TOSHIBA CORPORATION
PHONE: + 81-3-3457-2643
FACSIMILE: + 81-3-5444-9430

End



Table 1: DVD Logos and Definition (see 3.f) and 3.g) of the Graphic Standards Manual for details of how to use each DVD Logo)

New Application Logo type-A (when used to show single DVD format)







LOGO	DEFINITION	
	DISC	HARDWARE
	Shows that PC content is recorded to a disc that complies with the DVD-ROM standard.	Shows that the hardware can read PC content from discs displaying the same logo.
	Shows that video content produced in accordance with the DVD-VIDEO standard is recorded to a disc that complies with physical standard approved by the DVD Forum.	Shows that the hardware can play video content from discs displaying the same logo.
	Shows that audio content produced in accordance with the DVD-AUDIO standard is recorded to a disc that complies with physical standard approved by the DVD Forum.	Shows that the hardware can play audio content from discs displaying the same logo.
	Shows a blank disc that complies with the DVD-R standard.	Shows that the hardware can read and once write data from and to discs displaying the same logo.
	Shows a blank disc that complies with the DVD-RAM standard.	Shows that the hardware can read and write data from and to discs displaying the same logo.









LOGO	DEFINITION
	DECODER
	Shows that the decoder can receive and decode transmission of video content from a drive over a computer system bus and conforms to the DVD-Video Book.
	Shows that the decoder can receive and decode transmission of audio content from a drive over a computer system bus and conforms to the DVD-Audio Book.

New Application Logo type-A (when used to show multiple DVD formats)

LOGO <example>	DEFINITION	
	DISC	HARDWARE
	Shows that both PC content and DVD-Video content are recorded on a DVD-ROM disc.	Shows that the hardware can read both PC content and Video content from the disc displaying these logos.
	Shows that both DVD-Video content and DVD-Audio content are recorded on a DVD-ROM disc.	Shows that the hardware can read both Video content and Audio content from the disc displaying these logos.

New Application Logo type-B (for multiple DVD formats)

LOGO <example>	DEFINITION	
	DISC	HARDWARE
 or  or 	Shows that both PC content and DVD-Video content are recorded on a DVD-ROM disc.	Shows that the hardware can read both PC content and Video content from the disc displaying the same logo.
 or  or 	Shows that both DVD-Video content and DVD-Audio content are recorded on a disc that complies with physical standard approved by DVD Forum.	Shows that the hardware can read both Video content and Audio content from the disc displaying the same logo.

 or  or 		Shows that the hardware can read PC content recorded to a disc complying with the DVD-ROM standard, and that can read and write data from and to a disc complying with the DVD-RAM standard.
 or  or 		Shows that the hardware can read and once write data from and to discs complying with the DVD-R standard, and that can read and write data from and to discs complying with the DVD-RAM standard.

General Logo


LOGO	DEFINITION
	Shows general conformity with DVD standards.









Table 2: Marks and Definitions (see paragraph 5 of the Graphic Standards Manual for guidelines on use)

MARK	DEFINITION	
	DISC	HARDWARE
R3.9	<ul style="list-style-type: none"> Shows that the disc complies with DVD-R standard version1 series. This mark is displayed with the DVD-VIDEO Logo or DVD-AUDIO Logo. Display with the DVD-VIDEO Logo or DVD-AUDIO Logo shows that the video or audio content has been produced in accordance with the DVD-VIDEO standard or DVD-AUDIO standard and recorded to a disc complying with the DVD-R version1 series. As display of the DVD-R Logo alone is defined to show that the disc complies with the DVD-R version 1 series, this mark is not displayed with the DVD-R Logo. 	<ul style="list-style-type: none"> Displayed with the DVD-VIDEO Logo or DVD-AUDIO Logo. Display with the DVD-VIDEO Logo or DVD-AUDIO Logo shows that the hardware can play video content or audio content produced in accordance with the DVD-VIDEO standard or DVD-AUDIO standard and recorded to discs complying with the DVD-R version1 series. Display of this mark with DVD-VIDEO Logo or DVD-AUDIO Logo is at the licensee's discretion. However, clarification of what kinds of discs can be played on the hardware is a minimum requirement, and must be met by marking and explanations in printed materials, such as catalogs and owner manuals. As display of the DVD-R Logo alone is defined to show that the hardware can read and write data from and to discs complying with the DVD-R version1 series, this mark is not displayed with the DVD-R Logo.
R4.7	<ul style="list-style-type: none"> Shows that the disc complies with DVD-R standard version 2 series. This mark is displayed with the DVD-VIDEO Logo, DVD-AUDIO Logo or DVD-R Logo. Display with the DVD-VIDEO Logo or DVD-AUDIO Logo shows that the video or audio content has been produced in accordance with the DVD-VIDEO standard or DVD-AUDIO standard and recorded to a disc complying with the DVD-R version 2 series. 	<ul style="list-style-type: none"> Displayed with the DVD-VIDEO Logo, DVD-AUDIO Logo or DVD-R Logo. Display with the DVD-R Logo shows that the hardware can read and write data from and to discs complying with the DVD-R standard version 2 series. Display with the DVD-VIDEO Logo or DVD-AUDIO Logo shows that the hardware can play video content or audio content produced in accordance with the DVD-VIDEO standard or DVD-AUDIO standard and recorded to discs complying with the DVD-R version2 series. Display of this mark is at the licensee's discretion. However, clarification of what kinds of discs can be played on the hardware is a minimum requirement, and must be met by marking and explanations in printed materials, such as catalogs and owner manuals.
RAM4.7	<ul style="list-style-type: none"> Display with the DVD-RAM Logo shows that the disc complies with the DVD-RAM standard version 2 series. 	<ul style="list-style-type: none"> Displayed with DVD-RAM Logo. This mark shows that the hardware can read and write data from and to discs complying with the DVD-RAM standard version 2series. Display of this mark is at the licensee's discretion. However, clarification of what kinds of discs can be played on the hardware is a minimum requirement, and must be met by marking and explanations in printed materials, such as catalogs and owner manuals.
with VIDEO	<ul style="list-style-type: none"> Display with the DVD-AUDIO Logo shows that video content produced in accordance with the DVD-AUDIO standard is recorded to the disc, along with the audio content. 	<ul style="list-style-type: none"> Displayed with the DVD-AUDIO Logo. This mark shows that the hardware can play audio content produced in accordance with the DVD-AUDIO standard, and also play video content produced in accordance with the DVD-AUDIO standard and recorded to the disc with the audio content. Display of this mark is at the licensee's discretion. However, clarification of what kinds of discs can be played on the hardware is a minimum requirement, and must be met by marking and explanations in printed materials, such as catalogs and owner manuals.

Table 3: Displaying the DVD Logo and Mark on discs, drives and players

<New Application Logo type-A>

1.DISC

Recorded Content \ Disc	ROM	R version1	R version2	RAM version1	RAM version2
Blank	_____				
Video Content		see Remark 3 below		_____	_____
Audio Content				_____	_____
Audio Content (with Video Content)				_____	_____
Others Content (e.g. PC Content)		_____	_____	_____	_____

Remarks

※One

R version1 : The DVD-R standard defined in "DVD-Specifications for Recordable Disc, Version 1"

R version2 : The DVD-R standard defined in "DVD-Specifications for Recordable Disc, Version 2"

RAM version1 : The DVD-RAM standard defined in "DVD-Specifications for Rewritable Disc, Version 1"

RAM version2 : The DVD-RAM standard defined in "DVD-Specifications for Rewritable Disc, Version 2"

※Two:

For R version2 or RAM version2 discs, the mark indicating the physical format and version must be displayed with DVD-R Logo (mark "R4.7") or the DVD-RAM Logo (mark "RAM4.7").

DVD-AUDIO discs must display the DVD-AUDIO Logo, and the indication of video content as the mark "with VIDEO" when the disc also contains video content produced in accordance with the DVD-AUDIO standard.




※Three:

When video or audio content is recorded to a disc that complies with DVD-R version1 series or DVD-R version2 series, the R3.9 or R4.7 marks should be displayed, as appropriate, with the DVD-VIDEO Logo or DVD-AUDIO Logo.

※Four:

Refer to paragraph 3 f)-v) and vii) on page two of the Graphic Standards Manual for the display of logos and marks on discs complying with several DVD standards.

2. DRIVE

Recorded Content \ Disc	ROM	R version1	R version2	RAM version1	RAM version2
Blank	_____	For drives that can read and once write data from and to discs complying with the DVD-R standard version1, ↓	For drives that can read and once write data from and to discs complying with the DVD-R standard version2, ↓	For drives that can read and write data from and to discs complying with the DVD-RAM standard version1, ↓	For drives that can read and write data from and to discs complying with the DVD-RAM standard version2, ↓
					
Others Content (e.g. PC Content)	For drives that can read PC content recorded to a disc complying with the DVD-ROM standard, ↓	_____	_____	_____	_____
					

Remarks

※ One:




For DVD-R and DVD-RAM drives, display of marks indicating physical format and version of the disc that the hardware can read and write data from and to (as mark R4.7, and RAM4.7, respectively) is at the licensee's discretion. Display of Mark on a drive is at licensee's discretion.

However, at the least, what kinds of discs are playable on the drive must be clarified by marking and explained in such printed materials as catalog and owner manuals.

※ Two:

Refer to paragraph 3 f)-vi) and vii) on page two of the Graphic Standards Manual for the display of logos and marks on discs complying with several DVD standards.

3. PLAYER

Recorded Content \ Disc	ROM	R version1	R version2
Video Content	For players that can play video content recorded to a DVD-ROM disc, ↓	For players that can play video content recorded to a DVD-R version1 disc, ↓	For players that can play video content recorded to a DVD-R version2 disc, ↓
			
Audio Content	For players that can play audio content recorded to a DVD-ROM disc, ↓	For players that can play audio content recorded to a DVD-R version1 disc, ↓	For players that can play audio content recorded to a DVD-R version2 disc, ↓
			
Audio Content (with Video Content)	For the player that can play audio content and video content produced in accordance with the DVD-AUDIO standard and recorded to a DVD-ROM disc, ↓	For the player that can play audio content and video content produced in accordance with the DVD-AUDIO standard and recorded to a DVD-R version1 disc, ↓	For the player that can play audio content and video content produced in accordance with the DVD-AUDIO standard and recorded to a DVD-R version2 disc, ↓
			

Remarks

※ One:

For DVD-VIDEO and DVD-AUDIO players, display of marks indicating physical format and version (mark "R3.9" or "R4.7") of the disc that the player can play is at the licensee's discretion. For DVD-AUDIO players, display of the video mark ("with VIDEO") on audio discs containing video content produced in accordance with the DVD-AUDIO standard is also at the licensee's discretion. Display of Mark on a player is at licensee's discretion. However, at the least, what kinds of discs are playable on the player must be clarified by marking and explained in such printed materials as catalog and owner manuals.

※ Two:






Refer to paragraph 3 f)-vi) and vii) on page two of the Graphic Standards Manual for the display of logos and marks on discs complying with several DVD standards.



<APPENDIX>

*Current Application Logo should be phased out. Usage of New Application Logos type-A or type-B is strongly recommended.

Table 1: DVD Logos and Definition (see 3.f) and 3.g) of the Graphic Standards Manual for details of how to use each DVD Logo)

Current Application Logo

LOGO	DEFINITION	
	DISC	HARDWARE
	Shows that PC content is recorded to a disc that complies with the DVD-ROM standard.	Shows that the hardware can read PC content from discs displaying the same logo.
	Shows that video content produced in accordance with the DVD-VIDEO standard is recorded to a disc that complies with physical standard approved by the DVD Forum.	Shows that the hardware can play video content from discs displaying the same logo.
	Shows that audio content produced in accordance with the DVD-AUDIO standard is recorded to a disc that complies with physical standard approved by the DVD Forum.	Shows that the hardware can play audio content from discs displaying the same logo.
	Shows a blank disc that complies with the DVD-R standard.	Shows that the hardware can read and once write data from and to discs displaying the same logo.
	Shows a blank disc that complies with the DVD-RAM standard.	Shows that the hardware can read and write data from and to discs displaying the same logo.

LOGO	DEFINITION
	DECODER
	Shows that the decoder can receive and decode transmission of video content from a drive over a computer system bus and conforms to the DVD-Video Book.
	Shows that the decoder can receive and decode transmission of audio content from a drive over a computer system bus and conforms to the DVD-Audio Book.









<APPENDIX>

*Current Application Logo should be phased out. Usage of New Application Logos type-A or type-B is strongly recommended.

Table 3: Displaying the DVD Logo and Mark on discs, drives and players

<Current Application Logo>

1.DISC

Recorded Content \ Disc	ROM	R version1	R version2	RAM version1	RAM version2
Blank	_____				
Video Content		see Remark 3 below		_____	_____
Audio Content				_____	_____
Audio Content (with Video Content)				_____	_____
Others Content (e.g. PC Content)		_____	_____	_____	_____

Remarks

※ One:

R version 1 : The DVD-R standard defined in "DVD Specifications for Recordable Disc, Version 1"

R version 2 : The DVD-R standard defined in "DVD Specifications for Recordable Disc, Version 2"

RAM version 1 : The DVD-RAM standard defined in "DVD Specifications for Rewritable Disc, Version 1"

RAM version 2 : The DVD-RAM standard defined in "DVD Specifications for Rewritable Disc, Version 2"

※ Two:

For R version 2 or RAM version 2 discs, the mark indicating the physical format and version must be displayed with DVD-R Logo (mark "R4.7") or the DVD-RAM Logo (mark "RAM4.7").

DVD-AUDIO discs must display the DVD-AUDIO Logo, and the indication of video content as the mark "with VIDEO" when the disc also contains video content produced in accordance with the DVD-AUDIO standard.




※ Three:

When video or audio content is recorded to a disc that complies with DVD-R version 1 series or DVD-R version 2 series, the R3.9 or R4.7 marks should be displayed, as appropriate, with the DVD-VIDEO Logo or DVD-AUDIO Logo.

※ Four:

Refer to paragraph 3 f)-v) and vii) on page two of the Graphic Standards Manual for the display of logos and marks on discs complying with several DVD standards.

2. DRIVE

Recorded Content \ Disc	ROM	R version1	R version2	RAM version1	RAM version2
	Blank	—————	For drives that can read and once write data from and to discs complying with the DVD-R standard version1, ↓	For drives that can read and once write data from and to discs complying with the DVD-R standard version2, ↓	For drives that can read and write data from and to discs complying with the DVD-RAM standard version1, ↓
					
Others Content (e.g. PC Content)	For drives that can read PC content recorded to a disc complying with the DVD-ROM standard, ↓ 	—————	—————	—————	—————

Remarks

※ One:




For DVD-R and DVD-RAM drives, display of marks indicating physical format and version of the disc that the hardware can read and write data from and to (as mark R4.7, and RAM4.7, respectively) is at the licensee's discretion. Display of Mark on a drive is at licensee's discretion.

However, at the least, what kinds of discs are playable on the drive must be clarified by marking and explained in such printed materials as catalog and owner manuals.

※ Two:

Refer to paragraph 3 f)-vi) and vii) on page two of the Graphic Standards Manual for the display of logos and marks on discs complying with several DVD standards.

3. PLAYER

Recorded Content \ Disc	ROM	R version1	R version2
Video Content	For players that can play video content recorded to a DVD-ROM disc, ↓	For players that can play video content recorded to a DVD-R version1 disc, ↓	For players that can play video content recorded to a DVD-R version2 disc, ↓
			
Audio Content	For players that can play audio content recorded to a DVD-ROM disc, ↓	For players that can play audio content recorded to a DVD-R version1 disc, ↓	For players that can play audio content recorded to a DVD-R version2 disc, ↓
			
Audio Content (with Video Content)	For the player that can play audio content and video content produced in accordance with the DVD-AUDIO standard and recorded to a DVD-ROM disc, ↓	For the player that can play audio content and video content produced in accordance with the DVD-AUDIO standard and recorded to a DVD-R version1 disc, ↓	For the player that can play audio content and video content produced in accordance with the DVD-AUDIO standard and recorded to a DVD-R version2 disc, ↓
			

Remarks

※ One:

For DVD-VIDEO and DVD-AUDIO players, display of marks indicating physical format and version (mark "R3.9" or "R4.7") of the disc that the player can play is at the licensee's discretion. For DVD-AUDIO players, display of the video mark ("with VIDEO") on audio discs containing video content produced in accordance with the DVD-AUDIO standard is also at the licensee's discretion. Display of Mark on a player is at licensee's discretion. However, at the least, what kinds of discs are playable on the player must be clarified by marking and explained in such printed materials as catalog and owner manuals.

※ Two:

Refer to paragraph 3 f)-vi) and vii) on page two of the Graphic Standards Manual for the display of logos and marks on discs complying with several DVD standards.